

Bringing High-Quality Transit to Best Buy

May 4, 2016
Best Buy Campus

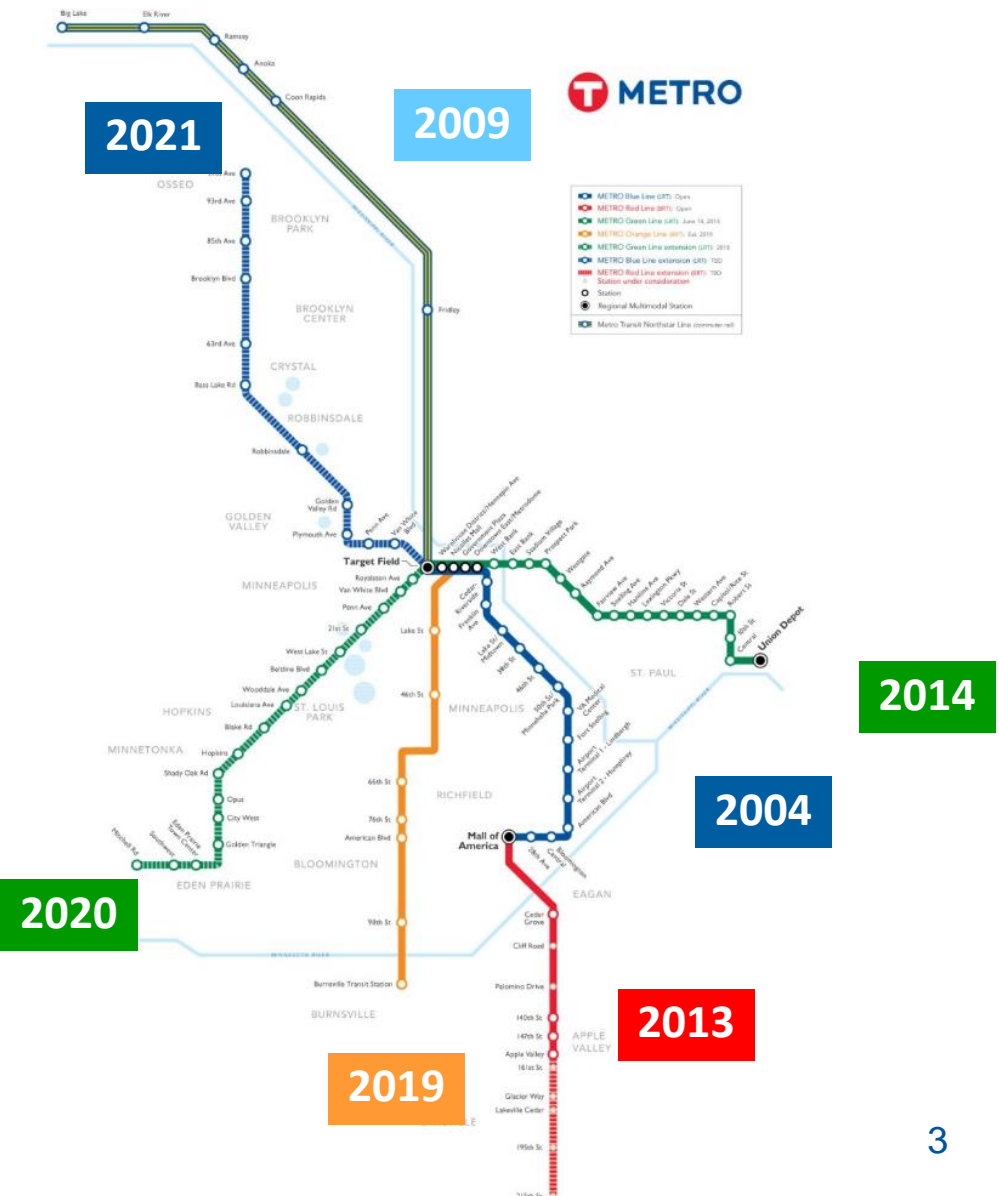


Outline

- **Regional Transit System**
- **New Projects**
- **Orange Line**
- **76th Street Station**
- **Engagement with Best Buy**
- **Discussion**



Regional Transit System Overview



85.8 million RIDES

276,408 AVERAGE WEEKDAY RIDERSHIP

62.1 million* RIDES (BUS)

23.7 million RIDES (RAIL)

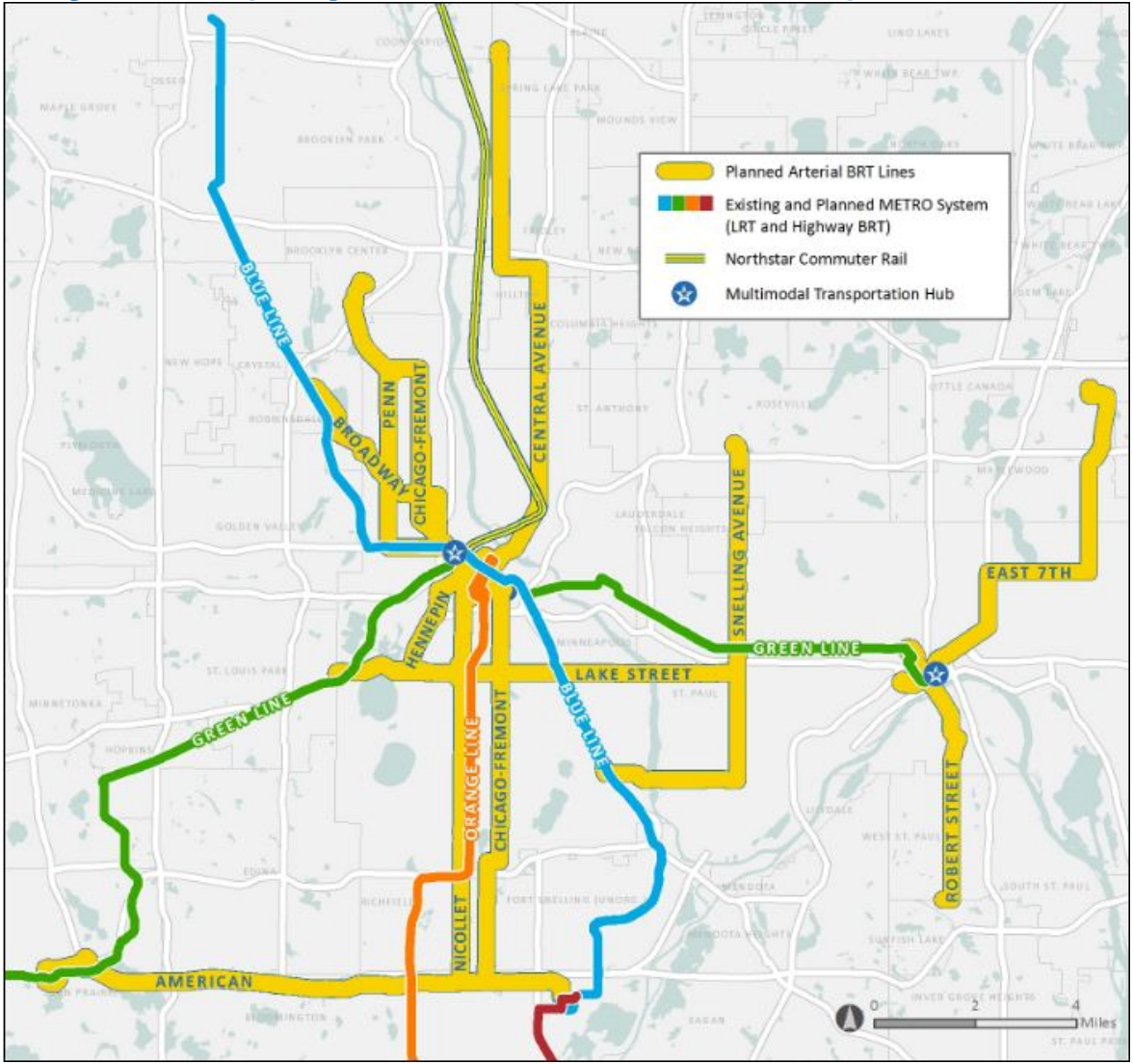
72% BUS

28% RAIL

% OF TOTAL RIDES

* Includes 837,335 rides provided on Maple Grove Transit routes operated by Metro Transit

Big New Projects (rapid bus network)



Big New Projects (A Line)

OPENS JUNE 11th!!!!!!

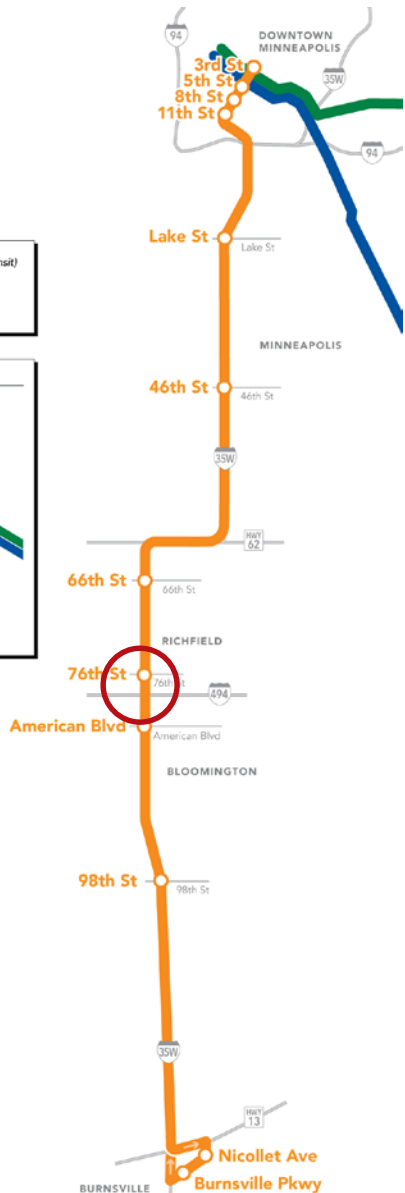
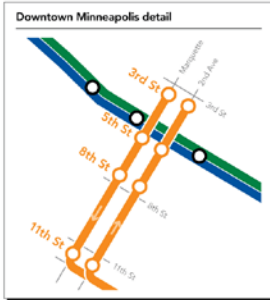




Orange Line Route and Key Facts



- METRO Orange Line (Bus Rapid Transit)
- METRO Blue Line (Light Rail)
- METRO Green Line (Light Rail)



- Frequent Service all-day service
- Weekend service
- Accessing suburban job locations
- Bus-only travel lanes



Station Design Elements



Heaters



Pylon





Ticket vending machines





LED Lighting

Orange Line Stations

Back of platform is adjacent to sidewalk or development



76th Street Station



Best Buy Interactions



What we need your advice on

Environment

- Landscaping, approach to public art, pedestrian-level and station lighting

Station amenities

- Bike parking
- Location of ticket machines, signage, and real-time information
- Location, height, and function of pylon

Connections & transfers

- Location & facilities at connecting bus stops, off-platform wayfinding
- Pedestrian paths and connection to trails

Sightlines & visibility

- Security features (cameras, call boxes)

Discuss!